

Croydon Hills Primary School

Anaphylaxis Policy



Help for non-English speakers

If you need help to understand this policy, contact croydon.hills.ps@education.vic.gov.au

PURPOSE

To explain to Croydon Hills Primary School parents, carers, staff and students the processes and procedures in place to support students diagnosed as being at risk of suffering from anaphylaxis. This policy also ensures that Croydon Hills Primary School is compliant with Ministerial Order 706 and the Department's guidelines for anaphylaxis management.

SCOPE

This policy applies to:

- all staff, including casual relief staff and volunteers
- all students who have been diagnosed with anaphylaxis, or who may require emergency treatment for an anaphylactic reaction, and their parents and carers.

POLICY

School Statement

Croydon Hills Primary School will fully comply with Ministerial Order 706 and the associated guidelines published by the Department of Education and Training.

Anaphylaxis

Anaphylaxis is a severe allergic reaction that occurs after exposure to an allergen. The most common allergens for school-aged children are nuts, eggs, cow's milk, fish, shellfish, wheat, soy, sesame, latex, certain insect stings and medication.

Symptoms

Signs and symptoms of a mild to moderate allergic reaction can include:

- swelling of the lips, face and eyes
- hives or welts
- tingling in the mouth.

Signs and symptoms of anaphylaxis, a severe allergic reaction, can include:

- difficult/noisy breathing
- swelling of tongue
- difficulty talking and/or hoarse voice

- wheeze or persistent cough
- persistent dizziness or collapse
- student appears pale or floppy
- abdominal pain and/or vomiting.

Symptoms usually develop within ten minutes and up to two hours after exposure to an allergen, but can appear within a few minutes.

Treatment

Adrenaline given as an injection into the muscle of the outer mid-thigh is the first aid treatment for anaphylaxis.

Individuals diagnosed as being at risk of anaphylaxis are prescribed an adrenaline autoinjector for use in an emergency. These adrenaline autoinjectors are designed so that anyone can use them in an emergency.

Individual Anaphylaxis Management Plans

All students at Croydon Hills Primary School who are diagnosed by a medical practitioner as being at risk of suffering from an anaphylactic reaction must have an Individual Anaphylaxis Management Plan. When notified of an anaphylaxis diagnosis, the Principal of Croydon Hills Primary School is responsible for developing a plan in consultation with the student's parents/carers.

Where necessary, an Individual Anaphylaxis Health Support Plan will be in place as soon as practicable after a student enrolls at Croydon Hills Primary School and where possible, before the student's first day.

Parents and carers must:

- obtain an ASCIA Action Plan for Anaphylaxis from the student's medical practitioner and provide a copy to the school as soon as practicable
- immediately inform the school in writing if there is a relevant change in the student's medical condition and obtain an updated ASCIA Action Plan for Anaphylaxis
- provide an up-to-date photo of the student for the ASCIA Action Plan for Anaphylaxis when that Plan is provided to the school and each time it is reviewed
- provide the school with a current adrenaline autoinjector for the student that has not expired;
- participate in annual reviews of the student's Plan.

Each student's Individual Anaphylaxis Management Plan must include:

- information about the student's medical condition that relates to allergies and the potential for anaphylactic reaction, including the type of allergies the student has
- information about the signs or symptoms the student might exhibit in the event of an allergic reaction based on a written diagnosis from a medical practitioner

- strategies to minimise the risk of exposure to known allergens while the student is under the care or supervision of school staff, including in the school yard, at camps and excursions, or at special events conducted, organised or attended by the school
- the name of the person(s) responsible for implementing the risk minimisation strategies, which have been identified in the Plan
- information about where the student's medication will be stored
- the student's emergency contact details
- an up-to-date ASCIA Action Plan for Anaphylaxis completed by the student's medical practitioner.

Review and updates to Individual Anaphylaxis Management Plans

A student's Individual Anaphylaxis Management Plan will be reviewed and updated on an annual basis in consultation with the student's parents/carers. The plan will also be reviewed and, where necessary, updated in the following circumstances:

- as soon as practicable after the student has an anaphylactic reaction at school
- if the student's medical condition, insofar as it relates to allergy and the potential for anaphylactic reaction, changes
- when the student is participating in an off-site activity, including camps and excursions, or at special events including fetes and concerts.

Our school may also consider updating a student's Individual Anaphylaxis Management Plan if there is an identified and significant increase in the student's potential risk of exposure to allergens at school.

Location of plans and adrenaline autoinjectors

A copy of each student's Individual Anaphylaxis Management Plan will be stored with their ASCIA Action Plan for Anaphylaxis at Sickbay, together with the student's adrenaline autoinjector. Adrenaline autoinjectors will be labelled with the student's name and photo and will be located in red anaphylaxis first aid bags. Classroom teachers will be given a hard copy of a student's action plan. Action plans will be posted on the student's profile in the school's student management system (Compass).

Risk Minimisation Strategies

To reduce the risk of a student suffering from an anaphylactic reaction at Croydon Hills Primary School, we have put in place the following strategies:

- staff and students are regularly reminded to wash their hands after eating;
- students are discouraged from sharing food
- garbage bins at school are to remain covered with lids to reduce the risk of attracting insects
- school canteen staff are trained in appropriate food handling to reduce the risk of cross-contamination
- year groups will be informed of allergens that must be avoided in advance of class parties, events or birthdays
- a general use adrenaline autoinjector will be stored at the sickbay for ease of access.

- Planning for off-site activities will include risk minimisation strategies for students at risk of anaphylaxis including supervision requirements, appropriate number of trained staff, emergency response procedures and other risk controls appropriate to the activity and students attending.
- See Appendix B - Strategies to Avoid Allergens for further risk minimisation strategies.

Adrenaline autoinjectors for general use

Croydon Hills Primary School will maintain a supply of adrenaline autoinjector(s) for general use, as a back-up to those provided by parents and carers for specific students, and also for students who may suffer from a first time reaction at school.

Adrenaline autoinjectors for general use will be stored at Sickbay / First Aid Room and labelled "School Use / Excursion / Camp"

Croydon Hills has 4 available Epipens, 1 for each area of the school and a spare for camps and excursions.

The Principal is responsible for arranging the purchase of adrenaline autoinjectors for general use, and will consider:

- the number of students enrolled at Croydon Hills Primary School at risk of anaphylaxis
- the accessibility of adrenaline autoinjectors supplied by parents
- the availability of a sufficient supply of autoinjectors for general use in different locations at the school, as well as at camps, excursions and events
- the limited life span of adrenaline autoinjectors, and the need for general use adrenaline autoinjectors to be replaced when used or prior to expiry
- the weight of the students at risk of anaphylaxis to determine the correct dosage of adrenaline autoinjector/s to purchase.

Emergency Response

In the event of an anaphylactic reaction, the emergency response procedures in this policy must be followed, together with the school's general first aid procedures, emergency response procedures and the student's Individual Anaphylaxis Management Plan.

A complete and up-to-date list of students identified as being at risk of anaphylaxis is maintained by Sophie Turnham - First Aid Officer and stored at the Sick Bay / First Aid Room. For camps, excursions and special events, a designated staff member will be responsible for maintaining a list of students at risk of anaphylaxis attending the special event, together with their Individual Anaphylaxis Management Plans and adrenaline autoinjectors, where appropriate.

If a student experiences an anaphylactic reaction at school or during a school activity, school staff must:

Step	Action
1.	<ul style="list-style-type: none"> ● Lay the person flat ● Do not allow them to stand or walk ● If breathing is difficult, allow them to sit ● Be calm and reassuring ● Do not leave them alone ● Seek assistance from another staff member or reliable student to locate the student's adrenaline autoinjector or the school's general use autoinjector, and the student's Individual Anaphylaxis Management Plan, stored at the Sick Bay / First Aid Room. ● If the student's plan is not immediately available, or they appear to be experiencing a first time reaction, follow steps 2 to 5
2.	<p>Administer an EpiPen or EpiPen Jr</p> <ul style="list-style-type: none"> ● Remove from plastic container ● Form a fist around the EpiPen and pull off the blue safety release (cap) ● Place orange end against the student's outer mid-thigh (with or without clothing) ● Push down hard until a click is heard or felt and hold in place for 3 seconds ● Remove EpiPen ● Note the time the EpiPen is administered ● Retain the used EpiPen to be handed to ambulance paramedics along with the time of administration <p>OR</p> <p>Administer an Anapen® 500, Anapen® 300, or Anapen® Jr.</p> <ul style="list-style-type: none"> ● Pull off the black needle shield ● Pull off grey safety cap (from the red button) ● Place needle end firmly against the student's outer mid-thigh at 90 degrees (with or without clothing) ● Press red button so it clicks and hold for 10 seconds ● Remove Anapen® ● Note the time the Anapen is administered ● Retain the used Anapen to be handed to ambulance paramedics along with the time of administration
3.	Call an ambulance (000)
4.	If there is no improvement or severe symptoms progress (as described in the ASCIA Action Plan for Anaphylaxis), further adrenaline doses may be administered every five minutes, if other adrenaline autoinjectors are available.
5.	Contact the student's emergency contacts.

If a student appears to be having a severe allergic reaction but has not been previously diagnosed with an allergy or being at risk of anaphylaxis, school staff should follow steps 2 – 5 as above.

Schools can use either the EpiPen® **and Anapen® on any student** suspected to be experiencing an anaphylactic reaction, regardless of the device prescribed in their ASCIA Action Plan.

Where possible, schools should consider using the correct dose of adrenaline autoinjector depending on the weight of the student. However, in an emergency if there is no other option available, any device should be administered to the student.

Communication Plan

This policy will be available on Croydon Hills Primary School's website so that parents and other members of the school community can easily access information about Croydon Hills Primary School's anaphylaxis management procedures. The parents and carers of students who are enrolled at Croydon Hills Primary School and are identified as being at risk of anaphylaxis will also be provided with a copy of this policy.

The Principal is responsible for ensuring that all relevant staff, including casual relief staff, canteen staff and volunteers are aware of this policy and Croydon Hills Primary School's procedures for anaphylaxis management. Casual relief staff and volunteers who are responsible for the care and/or supervision of students who are identified as being at risk of anaphylaxis will also receive a verbal briefing on this policy, their role in responding to an anaphylactic reaction and where required, the identity of students at risk.

At Croydon Hills Primary School, methods for communicating Anaphylaxis Plans include

- Student Information Posters
- School Student Management System (Compass)
- Briefings
- CRT Booklets

The Principal is also responsible for ensuring relevant staff are trained and briefed in anaphylaxis management, consistent with the Department's [Anaphylaxis Guidelines](#).

Staff training

The Principal will ensure that the following school staff are appropriately trained in anaphylaxis management:

- School staff who conduct classes attended by students who are at risk of anaphylaxis
- All staff on contracts are required to complete Anaphylaxis training

Staff who are required to undertake training must have completed:

- an approved face-to-face anaphylaxis management training course in the last three years, or
- an approved online anaphylaxis management training course in the last two years.

Croydon Hills Primary School uses the following training course, ASCIA Anaphylaxis Training, Victoria 2021-22. Staff complete practical training with the school's First Aid officer, or complete ASCIA eTraining. As part of the school's first aid training they complete course 22578VIC.

Staff are also required to attend a briefing on anaphylaxis management and this policy at least twice per year (with the first briefing to be held at the beginning of the school year), facilitated by a staff member who has successfully completed an anaphylaxis management course within the last 2 years (Sophie Turnham - First Aid Officer).

Each briefing will address:

- this policy
- the causes, symptoms and treatment of anaphylaxis
- the identities of students with a medical condition that relates to allergies and the potential for anaphylactic reaction, and where their medication is located
- how to use an adrenaline autoinjector, including hands on practice with a trainer adrenaline autoinjector
- the school's general first aid and emergency response procedures
- the location of, and access to, adrenaline autoinjectors that have been provided by parents or purchased by the school for general use.

When a new student enrolls at Croydon Hills Primary School who is at risk of anaphylaxis, the Principal will develop an interim plan in consultation with the student's parents and ensure that appropriate staff are trained and briefed as soon as possible.

A record of staff training courses and briefings will be maintained by the school's First Aid Officer. These documents will be stored online and be shared with appropriate staff such as the Principal, Business Manager and staff taking part in training.

The Principal will ensure that while students at risk of anaphylaxis are under the care or supervision of the school outside of normal class activities, including in the school yard, at camps and excursions, or at special event days, there is a sufficient number of school staff present who have been trained in anaphylaxis management.

FURTHER INFORMATION AND RESOURCES

- The Department's Policy and Advisory Library (PAL):
 - [Anaphylaxis](#)
- [Allergy & Anaphylaxis Australia](#)
- ASCIA Guidelines: [Schooling and childcare](#)
- Royal Children's Hospital: [Allergy and immunology](#)

The Principal will complete the Department's Annual Risk Management Checklist for anaphylaxis management to assist with the evaluation and review of this policy and the support provided to students at risk of anaphylaxis.

REVIEW CYCLE

Ratified by School Council - June 2022
Review Date - June 2023

Appendix A: Individual Management Plan (2022 Version)

School: Croydon Hills Primary		
Phone: 9725 1206		
Student's name:		
Date of birth:	Year level:	
Severely allergic to:		
Medication at school: Epi-Pen Ventolin inhaler		
Parent/carer contact:	Parent/carer information (1)	Parent/carer information (2)
	Name:	Name:
	Relationship:	Relationship:
	Home phone:	Home phone:
	Work phone:	Work phone:
	Mobile:	Mobile:
Other emergency contacts (if parent/carer not available):		
Medical practitioner contact:		
Symptoms–		
Emergency care to be provided at school:		
The following Anaphylaxis Management Plan has been developed with my knowledge and input and will be reviewed annually or if my child has an anaphylactic reaction.		
Signature of parent:		Date:
Signature of principal (or nominee):		Date:


Appendix B: Strategies To Avoid Allergens

All staff including relief staff must know who the anaphylactic students are and be able to identify them

Student's name:		
Risk	Strategy	Who?
Food brought to school	Letter to parents in the classroom informing them if there is an anaphylactic child in the class. Classmates encouraged to wash their hands after eating. If eating indoors tables to be washed down.	Teacher Sophie Turnham
Food Rewards/Celebrations	Discuss with parent of allergic child and only agreed foods to be eaten by child. Food should not be shared.	Teacher/parent
Cooking at school	Parents to be notified in advance and ingredients discussed	Teacher
Picking up papers	Students at risk of food or insect sting anaphylaxis should be given non rubbish collection duties.	Teachers
Canteen	Canteen staff educated on food handling procedures and risk of cross contamination Distinguishable lunch bag used Photos of anaphylactic children and their allergies on display in the canteen.	Canteen Manager
Sunscreen	Parent is informed that sunscreen is offered	Teacher
CRTS and Religious Instructors	These educators need to be aware of the students with Anaphylaxis and be aware of the school's management plans	Admin staff and Teachers
Pet Visitors	Be aware that some animal feed contains nuts, milk and egg. If chickens are being hatched children should wash hand after handling.	Teacher


Class rotations	All teachers need to be aware of anaphylactic students	Teacher
Excursions/Sporting Events	<p>Teachers organizing the event should plan emergency response prior to the event. This includes laminated cards to attending teachers outlining location of the event including Melways reference or nearest cross street and the procedure for calling an ambulance advising life threatening allergic reaction has occurred.</p> <p>Carry mobile phones and if reception not available use Walkie talkies. Ensure all teachers are aware of the location of the adrenaline autoinjector.</p>	Teacher in charge of event
<p>Medical Kits</p> <p>Student's own and school's auto injector</p>	<p>Medical kit with ASCIA Action plan should be easily available at all times. On excursions the teacher accompanying the child has the kit. (For sporting events this may be more difficult so all staff and parent volunteers must be aware of who has the kit and where it is.</p>	<p>Sophie Turnham</p> <p>Teacher</p>
Camps	<p>Camp Organizer must ensure school's emergency response procedures are clearly outlined and understood.</p> <p>All teachers attending the camp must carry laminated emergency cards outlining location of the event including Melways reference or nearest cross street and the procedure for calling an ambulance advising life threatening allergic reaction has occurred.</p> <p>Carry mobile phones and if reception not available use Walkie talkies. Ensure all teachers are aware of the location of the adrenaline auto injector.</p> <p>Parents encouraged to provide 2 adrenaline auto injectors</p> <p>Clear advice communicated to parents regarding foods on camp</p>	Camp Organizer

Appendix C: Action Plan for Anaphylaxis



ascia
australian society of clinical immunology and allergy
www.allergy.org.au

ACTION PLAN FOR Anaphylaxis



Name: _____

Date of birth: _____

Confirmed allergens: _____

Family/emergency contact name(s): _____

Work Ph: _____

Home Ph: _____

Mobile Ph: _____

Plan prepared by medical or nurse practitioner: _____

I hereby authorise medications specified on this plan to be administered according to the plan

Signed: _____

Date: _____

Action Plan due for review: _____

For EpiPen® adrenaline (epinephrine) autoinjectors

SIGNS OF MILD TO MODERATE ALLERGIC REACTION

- Swelling of lips, face, eyes
- Hives or welts
- Tingling mouth
- Abdominal pain, vomiting (these are signs of anaphylaxis for insect allergy)

ACTION FOR MILD TO MODERATE ALLERGIC REACTION

- For insect allergy - flick out sting if visible
- For tick allergy - freeze dry tick and allow to drop off
- Stay with person and call for help
- Locate EpiPen® or EpiPen® Jr adrenaline autoinjector
- Give other medications (if prescribed).....
- Phone family/emergency contact




Mild to moderate allergic reactions (such as hives or swelling) may not always occur before anaphylaxis

WATCH FOR ANY ONE OF THE FOLLOWING SIGNS OF ANAPHYLAXIS (SEVERE ALLERGIC REACTION)

- Difficult/noisy breathing
- Swelling of tongue
- Swelling/tightness in throat
- Wheeze or persistent cough
- Difficulty talking and/or hoarse voice
- Persistent dizziness or collapse
- Pale and floppy (young children)

ACTION FOR ANAPHYLAXIS

- 1 Lay person flat - do NOT allow them to stand or walk**
 - If unconscious, place in recovery position
 - If breathing is difficult allow them to sit

- 2 Give EpiPen® or EpiPen® Jr adrenaline autoinjector**
- 3 Phone ambulance - 000 (AU) or 111 (NZ)**
- 4 Phone family/emergency contact**
- 5 Further adrenaline doses may be given if no response after 5 minutes**
- 6 Transfer person to hospital for at least 4 hours of observation**

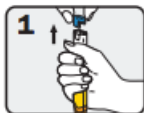
If in doubt give adrenaline autoinjector

Commence CPR at any time if person is unresponsive and not breathing normally

ALWAYS give adrenaline autoinjector FIRST, and then asthma reliever puffer if someone with known asthma and allergy to food, insects or medication has SUDDEN BREATHING DIFFICULTY (including wheeze, persistent cough or hoarse voice) even if there are no skin symptoms


Asthma reliever medication prescribed: Y N

How to give EpiPen®



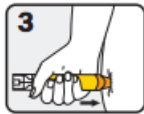
1

Form fist around EpiPen® and PULL OFF BLUE SAFETY RELEASE



2

Hold leg still and PLACE ORANGE END against outer mid-thigh (with or without clothing)



3

PUSH DOWN HARD until a click is heard or felt and hold in place for 3 seconds REMOVE EpiPen®

All EpiPen®s should be held in place for 3 seconds regardless of instructions on device label

© ASCIA 2017 This plan was developed as a medical document that can only be completed and signed by the patient's medical or nurse practitioner and cannot be altered without their permission

This Individual Anaphylaxis Management Plan will be reviewed on any of the following occurrences (whichever happen earlier):

- annually; if the student's medical condition, insofar as it relates to allergy and the potential for anaphylactic reaction, changes ;
- as soon as practicable after the student has an anaphylactic reaction at School; and
- when the student is to participate in an off-site activity, such as camps and excursions, or at special events conducted, organised or attended by the School (eg. class parties, elective subjects, cultural days, fetes, incursions).

I have been consulted in the development of this Individual Anaphylaxis Management Plan.

I consent to the risk minimisation strategies proposed.

Risk minimisation strategies are available at Chapter 8 - Prevention Strategies of the Anaphylaxis Guidelines. Refer to the DET School Policy and Advisory Guide

Signature of parent:	
----------------------	--

Date:	
-------	--

I have consulted the Parents of the students and the relevant School Staff who will be involved in the implementation of this Individual Anaphylaxis Management Plan.

Signature of Principal (or nominee):	
--------------------------------------	--

Date:	
-------	--

Appendix D: Anaphylaxis Classroom Communication Letter

[Date]

Dear Parents of {Name}



Re. ANAPHYLAXIS

Anaphylaxis is a severe, rapidly progressive allergic reaction that is potentially life threatening. The most common allergens in school aged children are peanuts, eggs, tree nuts (e.g. cashews), cow's milk, fish and shellfish, wheat, soy, sesame, latex, certain insect stings and medications.

The key to prevention of anaphylaxis in schools is knowledge of those students who are at risk, awareness of triggers (allergens) and prevention of exposure to these.

One of your child's classmates has a severe nut allergy that can trigger an anaphylactic reaction. The allergy is so severe that even touching an item that has had contact with nuts or nut products can cause an anaphylactic reaction (even being touched by someone who has had contact with food allergens/nuts or nut products).

In accordance with the Croydon Hills Anaphylaxis Policy, we are requesting that all children from this class refrain from bringing any food items that have nuts or traces of nuts to school in particular **peanut butter and Nutella**.

I am sure that all parents will consider this request and act accordingly. However, if your child does bring a peanut butter or Nutella sandwich to school they will be requested to:

- a) inform the teacher on the day for safety purposes.
- b) wash their hands immediately after eating the product and to wipe down their table.

Please be advised that the child is aware of their condition and is well schooled in taking all necessary precautions as a matter of routine. Combined with the safeguards outlined above, we believe this to be the best course of action in dealing with anaphylaxis at our school.

If you have any concerns please contact me on 97251206

Yours Sincerely,

Christian Holdworth

Appendix E: Annual Risk Management Checklist (June 2022)

(to be completed at the start of each year)

School name:	Croydon Hills Primary School	
Date of review:		
Who completed this checklist?	Name:	
	Position:	
Review given to:	Name	
	Position	
Comments:		
General information		
1. How many current students have been diagnosed as being at risk of anaphylaxis, and have been prescribed an adrenaline autoinjector?		
2. How many of these students carry their adrenaline autoinjector on their person?		
3. Have any students ever had an allergic reaction requiring medical intervention at school?	<input type="checkbox"/> Yes <input type="checkbox"/> No	
a. If Yes, how many times?		
4. Have any students ever had an anaphylactic reaction at school?	<input type="checkbox"/> Yes <input type="checkbox"/> No	
a. If Yes, how many students?		
b. If Yes, how many times		
5. Has a staff member been required to administer an adrenaline autoinjector to a student?	<input type="checkbox"/> Yes <input type="checkbox"/> No	
a. If Yes, how many times?		
6. If your school is a government school, was every incident in which a student suffered an anaphylactic reaction reported via the Incident Reporting and Information System (IRIS)?	<input type="checkbox"/> Yes <input type="checkbox"/> No	
SECTION 1: Training		
7. Have all school staff who conduct classes with students who are at risk of anaphylaxis successfully completed an approved anaphylaxis management training course, either: <ul style="list-style-type: none"> · online training (ASCIA anaphylaxis e-training) within the last 2 years, or · accredited face to face training (22578VIC or 10710NAT) within the last 3 years? 	<input type="checkbox"/> Yes <input type="checkbox"/> No	
8. Does your school conduct twice yearly briefings annually?	<input type="checkbox"/> Yes <input type="checkbox"/> No	

If no, please explain why not, as this is a requirement for school registration.	
9. Do all school staff participate in a twice yearly anaphylaxis briefing? If no, please explain why not, as this is a requirement for school registration.	<input type="checkbox"/> Yes <input type="checkbox"/> No
10. If you are intending to use the ASCIA Anaphylaxis e-training for Victorian Schools: a. Has your school trained a minimum of 2 school staff (School Anaphylaxis Supervisors) to conduct competency checks of adrenaline autoinjectors (EpiPen® and Anapen®)?	<input type="checkbox"/> Yes <input type="checkbox"/> No
b. Are your school staff being assessed for their competency in using adrenaline autoinjectors (EpiPen® and Anapen®) within 30 days of completing the ASCIA Anaphylaxis e-training for Victorian Schools?	<input type="checkbox"/> Yes <input type="checkbox"/> No
SECTION 2: Individual Anaphylaxis Management Plans	
11. Does every student who has been diagnosed as being at risk of anaphylaxis and prescribed an adrenaline autoinjector have an Individual Anaphylaxis Management Plan which includes an ASCIA Action Plan for Anaphylaxis completed and signed by a prescribed medical practitioner?	<input type="checkbox"/> Yes <input type="checkbox"/> No
12. Are all Individual Anaphylaxis Management Plans reviewed regularly with parents (at least annually)?	<input type="checkbox"/> Yes <input type="checkbox"/> No
13. Do the Individual Anaphylaxis Management Plans set out strategies to minimise the risk of exposure to allergens for the following in-school and out of class settings?	
a. During classroom activities, including elective classes	<input type="checkbox"/> Yes <input type="checkbox"/> No
b. In canteens or during lunch or snack times	<input type="checkbox"/> Yes <input type="checkbox"/> No
c. Before and after school, in the school yard and during breaks	<input type="checkbox"/> Yes <input type="checkbox"/> No
d. For special events, such as sports days, class parties and extra-curricular activities	<input type="checkbox"/> Yes <input type="checkbox"/> No
e. For excursions and camps	<input type="checkbox"/> Yes <input type="checkbox"/> No
f. Other	<input type="checkbox"/> Yes <input type="checkbox"/> No
14. Do all students who carry an adrenaline autoinjector on their person have a copy of their ASCIA Action Plan for Anaphylaxis kept at the school (provided by the parent)?	<input type="checkbox"/> Yes <input type="checkbox"/> No
a. Where are the Action Plans kept?	
15. Does the ASCIA Action Plan for Anaphylaxis include a recent photo of the student?	<input type="checkbox"/> Yes <input type="checkbox"/> No
16. Are Individual Management Plans (for students at risk of anaphylaxis) reviewed prior to any off site activities (such as sport, camps or special events), and in consultation with the student's parent/s?	<input type="checkbox"/> Yes <input type="checkbox"/> No

SECTION 3: Storage and accessibility of adrenaline autoinjectors

17. Where are the student(s) adrenaline autoinjectors stored?	
18. Do all school staff know where the school's adrenaline autoinjectors for general use are stored?	<input type="checkbox"/> Yes <input type="checkbox"/> No
19. Are the adrenaline autoinjectors stored at room temperature (not refrigerated) and out of direct sunlight?	<input type="checkbox"/> Yes <input type="checkbox"/> No
20. Is the storage safe?	<input type="checkbox"/> Yes <input type="checkbox"/> No
21. Is the storage unlocked and accessible to school staff at all times? Comments:	<input type="checkbox"/> Yes <input type="checkbox"/> No
22. Are the adrenaline autoinjectors easy to find? Comments:	<input type="checkbox"/> Yes <input type="checkbox"/> No
23. Is a copy of student's individual ASCIA Action Plan for Anaphylaxis kept together with the student's adrenaline autoinjector?	<input type="checkbox"/> Yes <input type="checkbox"/> No
24. Are the adrenaline autoinjectors and Individual Anaphylaxis Management Plans (including the ASCIA Action Plan for Anaphylaxis) clearly labelled with the student's names?	<input type="checkbox"/> Yes <input type="checkbox"/> No
25. Has someone been designated to check the adrenaline autoinjector expiry dates on a regular basis? Who?	<input type="checkbox"/> Yes <input type="checkbox"/> No
26. Are there adrenaline autoinjectors which are currently in the possession of the school which have expired?	<input type="checkbox"/> Yes <input type="checkbox"/> No
27. Has the school signed up to EpiClub (optional free reminder services)?	<input type="checkbox"/> Yes <input type="checkbox"/> No
28. Do all school staff know where the adrenaline autoinjectors, the ASCIA Action Plans for Anaphylaxis and the Individual Anaphylaxis Management Plans are stored?	<input type="checkbox"/> Yes <input type="checkbox"/> No
29. Has the school purchased adrenaline autoinjector(s) for general use, and have they been placed in the school's first aid kit(s)?	<input type="checkbox"/> Yes <input type="checkbox"/> No
30. Where are these first aid kits located? Do staff know where they are located?	<input type="checkbox"/> Yes <input type="checkbox"/> No
31. Is the adrenaline autoinjector for general use clearly labelled as the 'General Use' adrenaline autoinjector?	<input type="checkbox"/> Yes <input type="checkbox"/> No
32. Is there a register for signing adrenaline autoinjectors in and out when taken for excursions, camps etc?	<input type="checkbox"/> Yes <input type="checkbox"/> No

SECTION 4: Risk Minimisation strategies

33. Have you done a risk assessment to identify potential accidental exposure to allergens for all students who have been diagnosed as being at risk of anaphylaxis?	<input type="checkbox"/> Yes <input type="checkbox"/> No
34. Have you implemented any of the risk minimisation strategies in the Anaphylaxis Guidelines? If yes, list these in the space provided below. If no please explain why not as this is a requirement for school registration.	<input type="checkbox"/> Yes <input type="checkbox"/> No
35. Are there always sufficient school staff members on yard duty who have current Anaphylaxis Management Training?	<input type="checkbox"/> Yes <input type="checkbox"/> No

SECTION 5: School management and emergency response

36. Does the school have procedures for emergency responses to anaphylactic reactions? Are they clearly documented and communicated to all staff?	<input type="checkbox"/> Yes <input type="checkbox"/> No
37. Do school staff know when their training needs to be renewed?	<input type="checkbox"/> Yes <input type="checkbox"/> No
38. Have you developed emergency response procedures for when an allergic reaction occurs?	<input type="checkbox"/> Yes <input type="checkbox"/> No
a. In the class room?	<input type="checkbox"/> Yes <input type="checkbox"/> No
b. In the school yard?	<input type="checkbox"/> Yes <input type="checkbox"/> No
c. In all school buildings and sites, including gymnasiums and halls?	<input type="checkbox"/> Yes <input type="checkbox"/> No
d. At school camps and excursions?	<input type="checkbox"/> Yes <input type="checkbox"/> No
e. On special event days (such as sports days) conducted, organised or attended by the school?	<input type="checkbox"/> Yes <input type="checkbox"/> No
39. Does your plan include who will call the ambulance?	<input type="checkbox"/> Yes <input type="checkbox"/> No
40. Is there a designated person who will be sent to collect the student's adrenaline autoinjector and individual ASCIA Action Plan for Anaphylaxis?	<input type="checkbox"/> Yes <input type="checkbox"/> No
41. Have you checked how long it takes to get an individual's adrenaline autoinjector and corresponding individual ASCIA Action Plan for Anaphylaxis to a student experiencing an anaphylactic reaction from various areas of the school including:	<input type="checkbox"/> Yes <input type="checkbox"/> No
a. The classroom?	<input type="checkbox"/> Yes <input type="checkbox"/> No
b. The school yard?	<input type="checkbox"/> Yes <input type="checkbox"/> No
c. The sports field?	<input type="checkbox"/> Yes <input type="checkbox"/> No
d. The school canteen?	<input type="checkbox"/> Yes <input type="checkbox"/> No

42. On excursions or other out of school events is there a plan for who is responsible for ensuring the adrenaline autoinjector(s) and Individual Anaphylaxis Management Plans (including the ASCIA Action Plan) and the adrenaline autoinjector for general use are correctly stored and available for use?	<input type="checkbox"/> Yes <input type="checkbox"/> No
43. Who will make these arrangements during excursions?	
44. Who will make these arrangements during camps?	
45. Who will make these arrangements during sporting activities?	
46. Is there a process for post-incident support in place?	<input type="checkbox"/> Yes <input type="checkbox"/> No
47. Have all school staff who conduct classes attended by students at risk of anaphylaxis, and any other staff identified by the principal, been briefed by someone familiar with the school and who has completed an approved anaphylaxis management course in the last 2 years on:	
a. The school's Anaphylaxis Management Policy?	<input type="checkbox"/> Yes <input type="checkbox"/> No
b. The causes, symptoms and treatment of anaphylaxis?	<input type="checkbox"/> Yes <input type="checkbox"/> No
c. The identities of students at risk of anaphylaxis, and who are prescribed an adrenaline autoinjector, including where their medication is located?	<input type="checkbox"/> Yes <input type="checkbox"/> No
d. How to use an adrenaline autoinjector, including hands on practice with a trainer adrenaline autoinjector?	<input type="checkbox"/> Yes <input type="checkbox"/> No
e. The school's general first aid and emergency response procedures for all in-school and out-of-school environments?	<input type="checkbox"/> Yes <input type="checkbox"/> No
f. Where the adrenaline autoinjector(s) for general use is kept?	<input type="checkbox"/> Yes <input type="checkbox"/> No
g. Where the adrenaline autoinjectors for individual students are located including if they carry it on their person?	<input type="checkbox"/> Yes <input type="checkbox"/> No
SECTION 6: Communication Plan	
48. Is there a Communication Plan in place to provide information about anaphylaxis and the school's policies?	
a. To school staff?	<input type="checkbox"/> Yes <input type="checkbox"/> No
b. To students?	<input type="checkbox"/> Yes <input type="checkbox"/> No
c. To parents?	<input type="checkbox"/> Yes <input type="checkbox"/> No
d. To volunteers?	<input type="checkbox"/> Yes <input type="checkbox"/> No

e. To casual relief staff?	<input type="checkbox"/> Yes <input type="checkbox"/> No
49. Is there a process for distributing this information to the relevant school staff?	<input type="checkbox"/> Yes <input type="checkbox"/> No
a. What is it?	
50. How will this information kept up to date?	
51. Are there strategies in place to increase awareness about severe allergies among students for all in-school and out-of-school environments?	<input type="checkbox"/> Yes <input type="checkbox"/> No
52. What are they?	